

PUBLIC EDUCATION SECTOR IN NEPAL

Infographic based on the research findings from *Gender Responsive Budget Allocation and Spending on Nepal's Public Education Sector*

1

Gender Responsiveness in Education Budgeting

National Level (2021/22)

Directly gender-responsive

8.64%

Indirectly gender-responsive

91%

Gender-neutral

0.5%

Local Government Level (2023/24)

8.83%

14.2%

76.97%

Directly
gender-responsive

Indirectly
gender-responsive

Gender-neutral

2

Education Budget Allocation and Spending

Medium-Term Expenditure Framework (SDG 4)

3.15%
of national
budget

FY 2024/25 Allocation

3.05%

Projected for FY 2025/26

Per Student Spending

Target

2022

NPR 22,000

2030

NPR 30,000

Local Government Education Programs (2023/24)

NPR 1.7
billion (1.27%
of local
budget)

Scholarship
Programs

NPR 8.39
billion (6.22%
of local
budget)

Mid-day Meal
Program

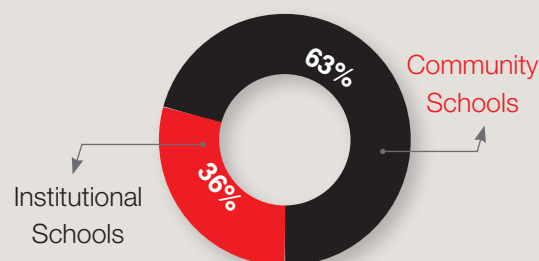
3 million
students
(ECD to
Grade 5)

Target

3

Teacher Demographics and Gender Disparity

Total Teachers (2023): 282,585



Gender Ratio

Community Schools



57%

42%

Institutional Schools



62%

37%

By School Grade Level

Basic Level

~60%

~40%

Secondary (Grades 9-10)

81%

18%

Higher Secondary
(Grades 11-12)

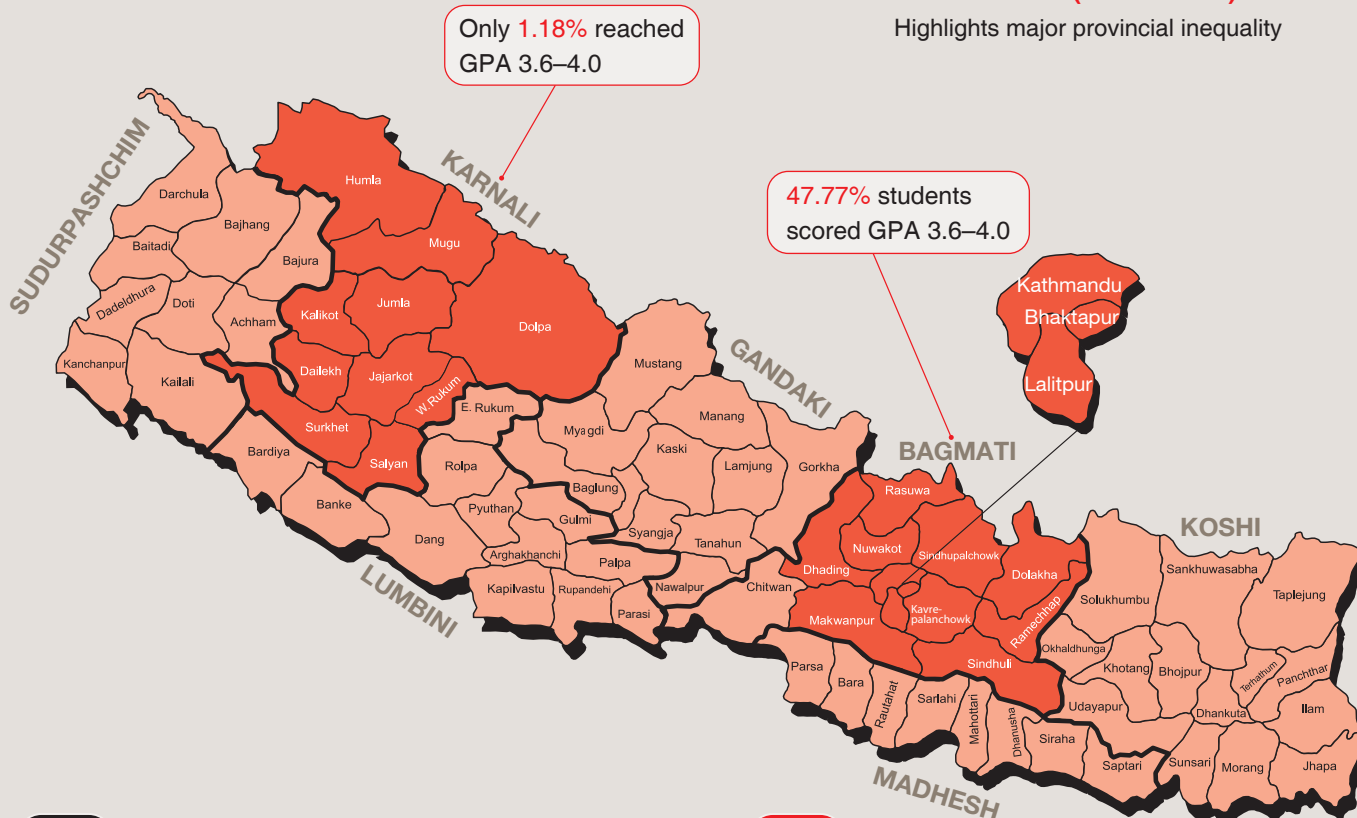
87%

13%

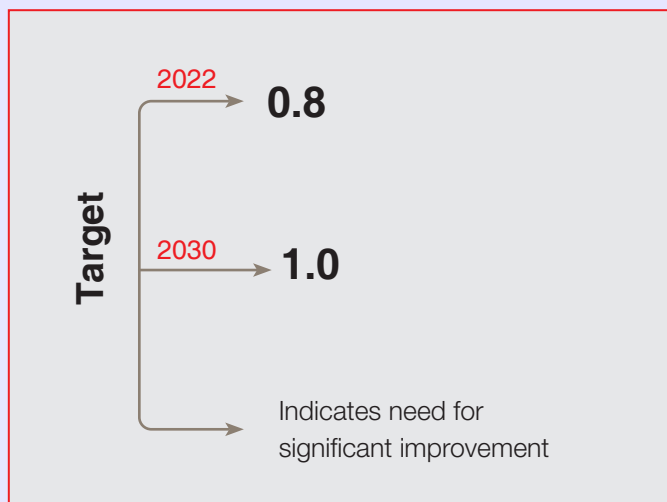
Maternity Leave Impact



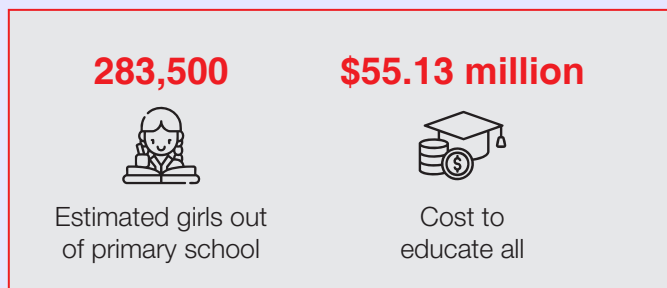
Due to scarcity in finding cover, female teachers on **maternity leave** are replaced during this period. This issue is further exacerbated as the cost for maternity leave is not included in the budget and is covered using conditional grants.



Gender Parity Index (Literacy Rate)



Girls Out of School



Multidimensional Poverty

17.5%



of population multi-dimensionally poor

17.8%



vulnerable to multidimensional poverty



Many students belong to poor or vulnerable households



Missed Opportunity in Tax Revenue

Nepal loses **\$510.5 million** annually in tax incentives

This is over 9x the amount needed to educate all out-of-school girls